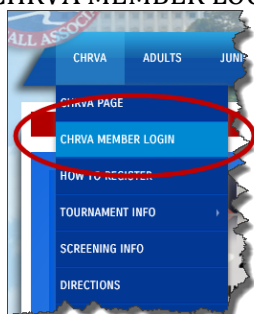


# 2015 – 2016 CHRVA Scorer Certification Process

## Juniors – New Candidate & Recertifying Scorer Requirements



1. You **MUST** be a current member of the [Chesapeake Region Volleyball Association \(CHRVA\)](http://www.chrva.org)
  - a) Go to the CHRVA website ([www.chrva.org](http://www.chrva.org))
  - NOTE:** Some versions of Internet Explorer are not compatible with the website. Try Firefox or Safari
  - b) select 'CHRVA MEMBER LOGIN' to log in



- i. If you are new to the region then select "Join USA Volleyball" 1
- ii. If you were a CHRVA member last season, select "Renew Membership" 2
- iii. If you have already registered, you may log-in 3

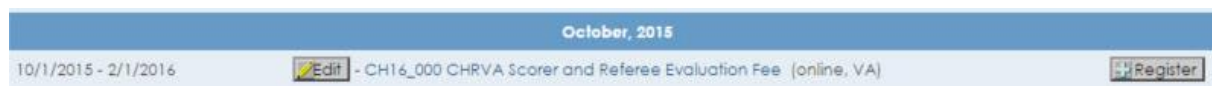


2. You **MUST** pay the evaluation fee **no later than January 31, 2016:**
  - a) Once logged in to the CHRVA website on the left hand toolbar under "USA Volleyball Events->Region Clinics" select "Region Ref/Score Clinics"



- b) You will see a list of certifications under “[USA Volleyball Events.](#)” To **pay the evaluation fee** select “[Register](#)” to the right of the “CH16\_000 CHRVA Scorer and Referee Evaluation Fee” and follow the steps to submit your name and payment information.

**NOTE:** This fee covers both Scorer and Referee Certification. You only need to pay it **ONCE**.



- c) Complete Step 1: Verify that the information is accurate and click “[Submit](#)”

A screenshot of a 'Registration' form. At the top, it says 'STEP 1' and 'Member Information'. Below this, there is a section for 'Region Officials Clinic Information' with details about the 'CH16\_000 CHRVA Scorer and Referee Evaluation Fee'. The main part of the form is for 'Individual Information' and includes fields for Name, Address (two lines), City, State (a dropdown menu), and Country (a dropdown menu). A red circle is drawn around the 'Submit' button at the bottom right of the form.

- d) Complete Step 2: Entering your payment information and click “[Register](#).” A pop-up window will be displayed confirming your credit card will be charged; click “[OK](#)”

A screenshot of the 'Registration' form, Step 2: Credit Card Information. It includes fields for Credit Card Type (VISA), Credit Card Number, Expiration, Name On Credit Card, and Card ID #: A red circle highlights the 'Register' button at the bottom right. An orange arrow points from this form to a 'Message from webpage' pop-up window. The pop-up window contains a question mark icon and the text 'This will charge your credit card and process this transaction.' At the bottom of the pop-up, there are two buttons: 'OK' and 'Cancel'. The 'OK' button is circled in red.

- e) A pop-up window will appear indicating the successful registration has been processed

A screenshot of a 'Message from webpage' pop-up window. It features a yellow warning triangle icon and the text 'Thank You. Your Registration has been successfully processed.' At the bottom right of the window, there is an 'OK' button, which is circled in red.

- f) You will receive and e-mail Registration Confirmation for your records.

**Registration Confirmation**

Please print for registration. Please remember to complete ALL requirements as stated on the "Requirements" document located on the CHRVK website.

**Registration Information**

Name: \_\_\_\_\_  
Address: \_\_\_\_\_

CH16, CHRVA Scorer and Referee Evaluation Fee  
10/1/2014 - 6/1/2015  
online, VA

Registration Status: **Active**  
Registration Type: CHRVK  
Evaluation Fee

**Order Items:**

Order: 1228599  
Date: 9/19/2014  
Time: 3:28:23 PM

Item	Quantity	Price	Amount
CH16, CHRVK Scorer and Referee Evaluation Fee: CHRVK Evaluation Fee - (Chesapeake Group)	1	\$10.00	\$10.00
Processing Fee:		\$0.00	\$0.00
Tax:		\$0.00	\$0.00
Shipping:		\$0.00	\$0.00
<b>Total:</b>			<b>\$10.00</b>

3. You **MUST** register and complete the on-line training clinic **no later than January 31, 2016.**
- a) **Register for the scorer clinics** go to the left hand toolbar under "USA Volleyball Events->Region Clinics" select "Region Ref/Score Clinics"

**USA Volleyball Events**

**Region Clinics** -

Region Coaching Clinics

**Region Ref/Score Clinics**

Region Beach Official Clinics

- b) Then under "USA Volleyball Events" select "Register" to the right of the "CH16\_101 CHRVA Junior Scorer Training"

10/1/2015 - 2/1/2016

Edit - CH16\_101 CHRVA Junior Scorer Training (on-line, VA)

**Register**

- c) Verify that the clinic information is accurate on the screen

**STEP 1** Member Information **STEP 2** Confirm & Checkout

**Region Ref/Score Clinic Information**

CH16\_101 CHRVA Junior Scorer Training  
10/1/2015 - 2/1/2016  
on-line  
on-line, VA, 20148  
Certification expires annually.

Organizer: Chesapeake Region  
114 Broadview Blvd N  
Glen Burnie, MD 21061

Participants who complete this Clinic will receive a CH Junior Scorer certification.  
(However this certification will remain in Progress until all additional requirements have been met.)

**Registration** Price

- d) Fill in the Individual information section to complete the registration and click "Submit":

**STEP 1** Member Information **STEP 2** Confirm & Checkout

**Region Ref/Score Clinic Information**

CH16\_301 CHRVA Adult Provisional Scorer training  
10/5/2015 - 2/1/2016  
on-line  
on-line, VA, 20148  
Certification expires annually.

Organizer: Chesapeake Region  
114 Broadview Blvd N  
Glen Burnie, MD 21061

Participants who complete this Clinic will receive a CH Adult Provisional Scorer certification.  
(However this certification will remain in Progress until all additional requirements have been met.)

**Online Registration**

Find Member/Contact: \_\_\_\_\_ Go

Member/Contact ID: \_\_\_\_\_ - OR - Choose Contact: \_\_\_\_\_

**Individual Information**

Name: \_\_\_\_\_ Sal: \_\_\_\_\_ \* Birth Date: \_\_\_\_\_  
Address: \_\_\_\_\_ \* Email: \_\_\_\_\_  
Address 2: \_\_\_\_\_ \* Mobile Phone: \_\_\_\_\_  
City: \_\_\_\_\_  
State: \_\_\_\_\_ ZIP: \_\_\_\_\_  
Country: United States

**Submit**

e) Verify the information and click on “Register” :

**Registration** STEP 2

**Region Ref/Score Clinic Information**  
 CH16\_301 CHRVA Adult Provisional Scorer Training  
 10/5/2015 - 2/1/2016  
 on-line  
 on-line  
 on-line, VA, 20148

Participants who complete this Clinic will receive a CH Adult Provisional Scorer certification. (However this certification will remain in Progress until all additional requirements have been met.)

Registration Date:  
 Type:  
 Price:  
 Total:

**Participant Information**

* Name:	Lynette Muller	* Birth Date:	
* Address:	21804 Wingfoot Ct	* Email:	lynette.j...
* Address 2:		* Mobile Phone:	
* City:	Broadlands		
* State:	Virginia	* Zip:	20148
* Country:	United States		

Entry for this event is free.

NOTE! This individual already has a pending Junior Scorer certification.

**Register**

f) You will see the Registration confirmation page once completed (an email will also be sent) and the link providing you access to the on-line training will be at the bottom :

**Registration Confirmation**

**Event Information**  
 CH16\_301 CHRVA Adult Provisional Scorer Training  
 10/5/2015 - 2/1/2016  
 on-line  
 on-line  
 on-line, VA, 20148

Participants who complete this Clinic will receive a CH Adult Provisional Scorer certification. (However this certification will remain in Progress until all additional requirements have been met.)

**Registration Information**  
 Registration Date: 10/4/2015  
 Registration Type: Event Registration  
 Status: Active  
 Congratulations! You have registered for the Adult Provisional Scorer Certification training.  
 The deadline for completing your training is January 31, 2016!

**REMINDER!** You MUST also register for the "CH16\_000 CHRVA Scorer & Referee Evaluation Fee"

Please refer to the CHRVA Scorer Requirements website for a complete list of certification requirements and deadlines.

Thank you,  
 Lynette Muller  
 CHRVA Scorer Certification Assistant

**Participant Information**  
 Membership ID: 1227219  
 Name: Lynette Muller  
 Address: 21804 Wingfoot Ct  
 Phone:   
 Birth Date:

**Online Course Login Information**

User Name:   
 Password:

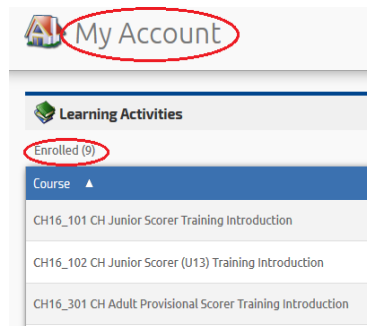
To start your course now, you will leave Webpoint and be sent to USAV Academy, an content delivery platform. Please click the "Login to USAV Academy" button below to access your course materials. Doing this will synchronize your USAV Academy credentials to match your current Webpoint login information.

**Login to USAV Academy**

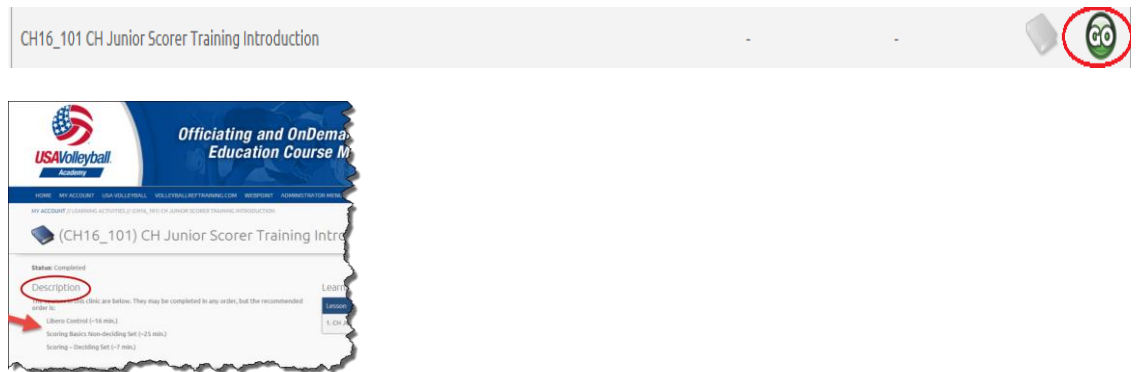
g) All clinics are now accessed via Webpoint. To log-in to USA Volleyball Academy from WebPoint, click on either the “USAV Academy” button on the left or the “Login to USAV Academy” button in the middle, both on the Member Home screen (your webpoint user/password will be used automatically):



h) Once logged in you will ONLY see the training you have registered for under “Enrolled” on the “My Account” page. You must launch each training module listed in order to complete the curricula.



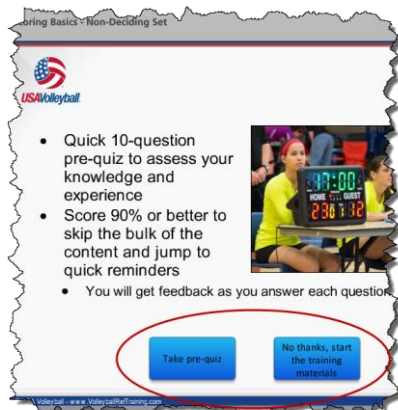
- i) Click on the green “Go” sign to reveal the description and learning activities for “CH16\_101 CHRVA Junior Scorer Training” for each curricula.



- j) To launch the course click on the “Go” icon in the “Action” column.

Learning Activities				
Lesson	Type	Status	Score	Action
1. CH Junior Scorer Training Introduction		Not Attempted	-	

- k) For each section of the training you will be given the option to take a “Pre-Quiz.” If you pass the quiz you will advance to the next session of the training. If you do not pass the quiz then you will watch the materials for that section.



- l) When you have completed each of the “% Complete” and the “Status” will update to “100% and “Completed”

Completed (3)	
Course	Date Completed
CH16_101 CH Junior Scorer Training Introduction	Oct 9, 2015

4. Evaluation(s) to be **submitted by the deadline:**
- a) Requirements:
    - i. New Junior Scorers – two evaluations are required
    - ii. Recertifying Junior Scorer – one evaluation is required
  - b) Deadline: April 1, 2016**
  - c) Send to Lynette Muller, Adult and Juniors Scorer Certification Assistant via:
    - i. E-mail: [scorer.certification@chrva.org](mailto:scorer.certification@chrva.org) [Preferred method]
    - ii. Postal mail: 21804 Wingfoot Ct, Broadlands, VA 20148
5. When you have completed **ALL** of the requirements (Steps 1 – 4) and we have processed your certification you WILL receive and e-mail notifying you that your WebPoint profile has been updated and provide you instruction for printing your membership card.
-